



Welcome to Zoom! This is a video conferencing application. This will be useful for attending office hours virtually or advising virtually or even just calling a friend to say hi!

## Table of Contents

Skip down to what you need to do:

[Getting set up, downloading & signing on to Zoom](#)

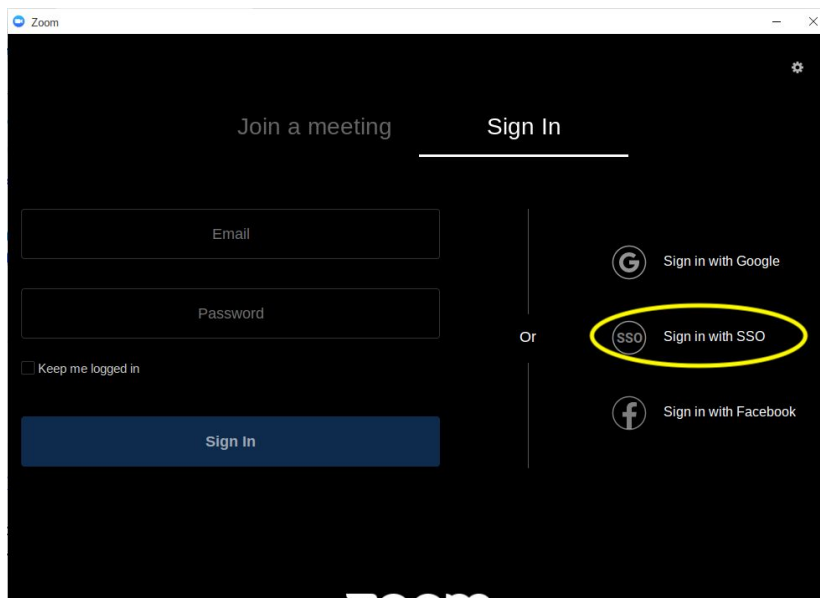
[How to join a meeting + Ask a tutor for virtual tutoring](#)

## Getting set up, downloading and signing on to ZOOM

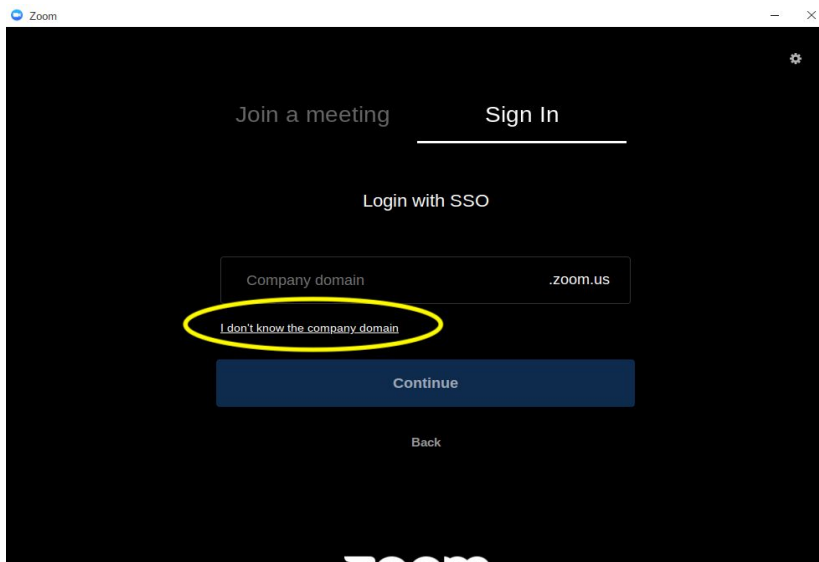
1. Download the Zoom application

<https://zoom.us/download>

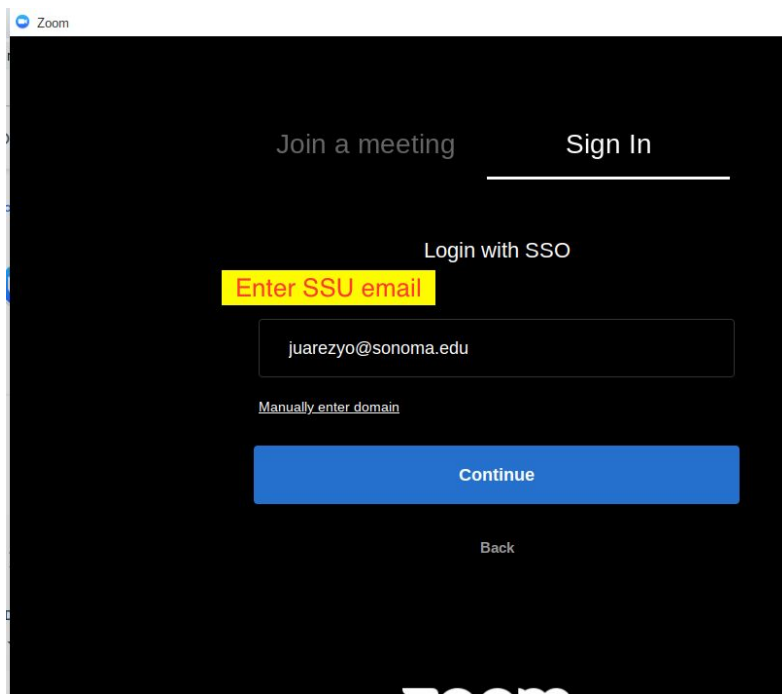
2. Press **Sign in with SSO**



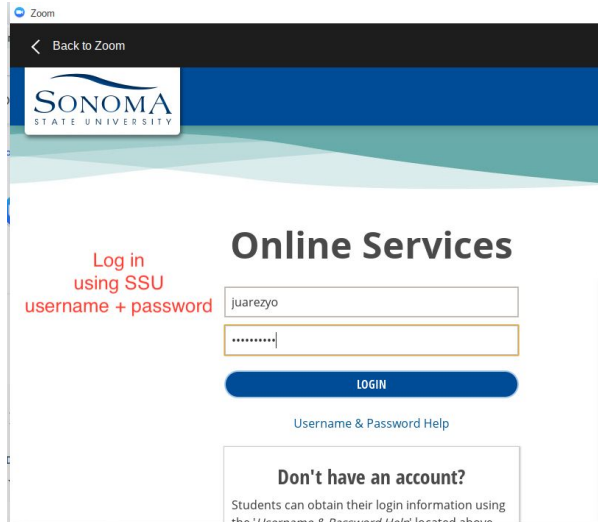
3. Press "I don't know the company domain"



4. Insert your Sonoma State University email

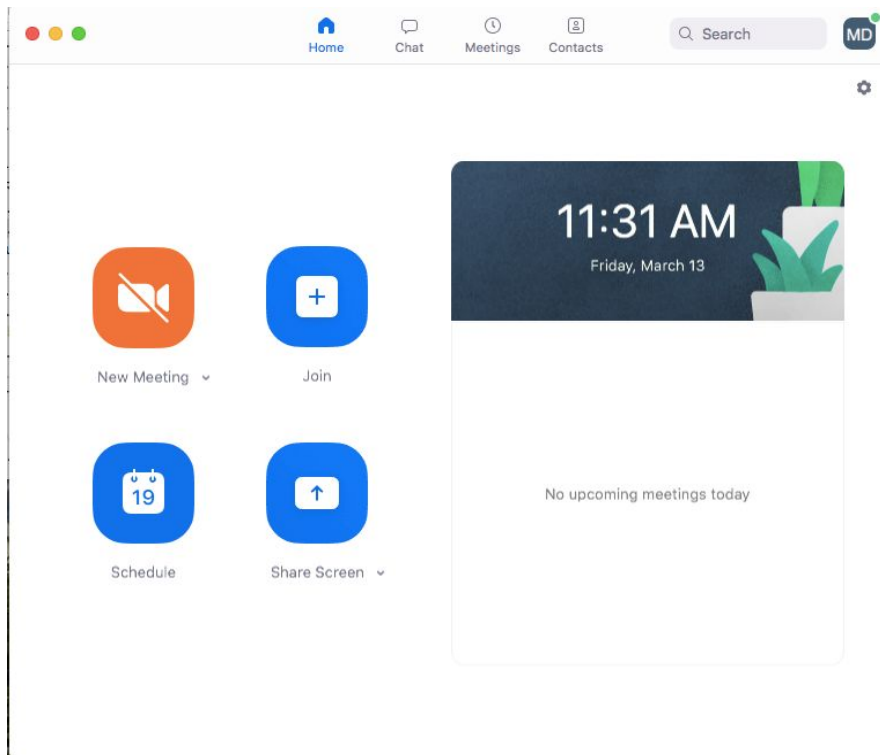


5. Sonoma State University Login shows up → Login as normal with SSU username and password  
It will direct you to your zoom account automatically, you're in!



## HOW TO JOIN A MEETING or Ask a tutor for virtual tutoring:

1. Open Zoom - Go to home screen. Click Join (box with a + sign)

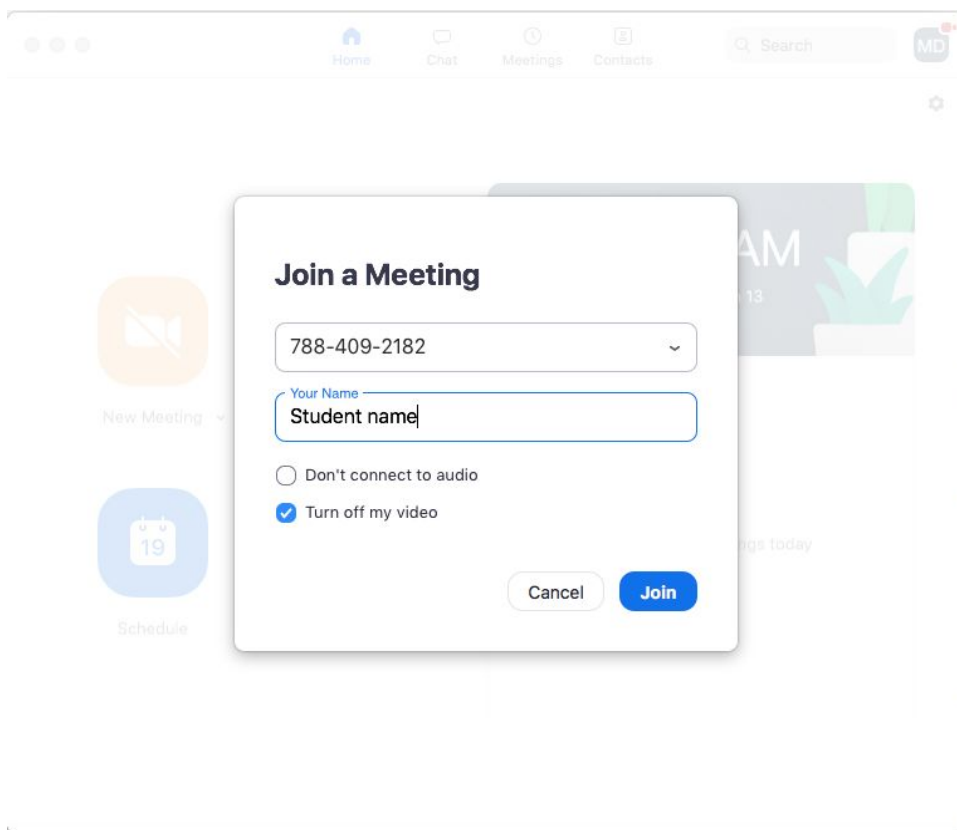


2. Enter in the 9 digit code (PMI):

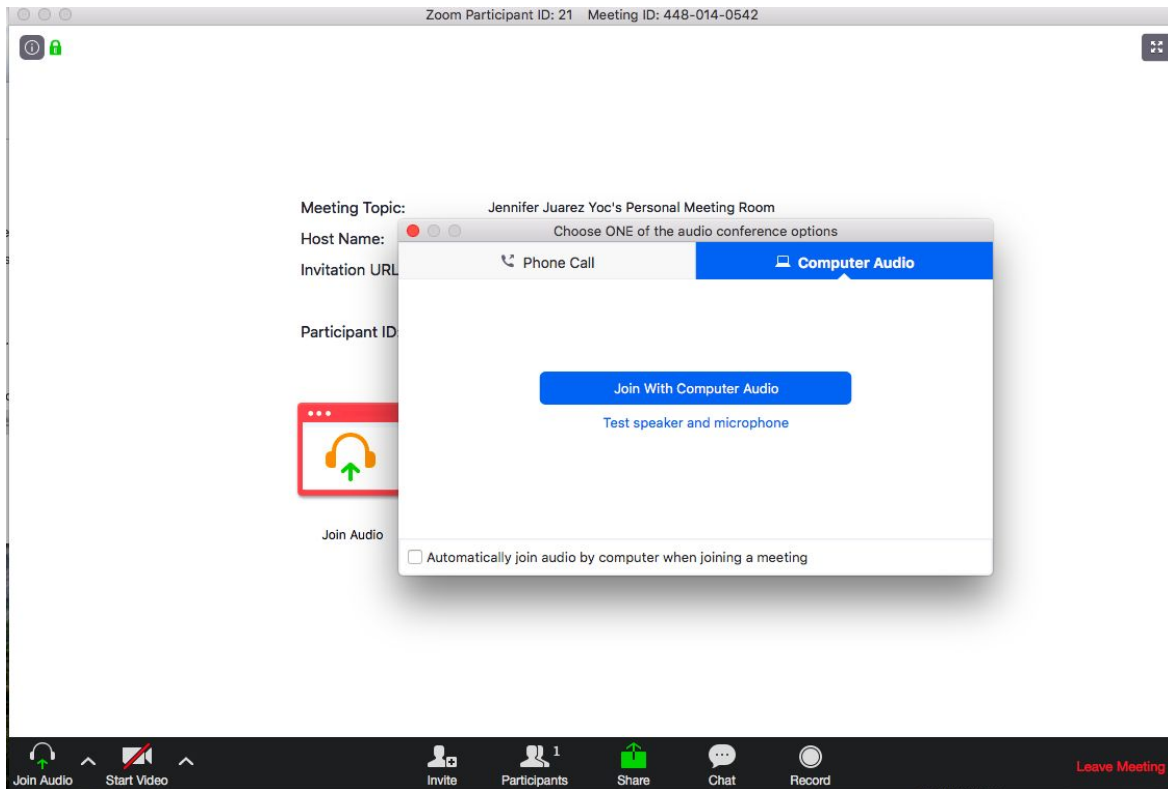
For Dr. D'Errico office hours PMI is: **984-564-4661** and **then write your name**

For tutors: look up their PMI for the subject you need tutoring in: here is the full schedule

<a href="#"><u>Alex Barajas</u></a> <a href="#"><u>677-276-9424</u></a>	<a href="#"><u>Kevin Drake</u></a> <a href="#"><u>477-884-1358</u></a>	<a href="#"><u>Isa Lopez-Luna</u></a> <a href="#"><u>221-643-7925</u></a>	<a href="#"><u>Gabe Quintero</u></a> <a href="#"><u>Plancarte</u></a> <a href="#"><u>828-232-6732</u></a>
<a href="#"><u>Kylie Borello</u></a> <a href="#"><u>861-508-3370</u></a>	<a href="#"><u>Jenny Juarez Yoc</u></a> <a href="#"><u>970-989-4242</u></a>	<a href="#"><u>Joshua Paine</u></a> <a href="#"><u>435-681-0231</u></a>	<a href="#"><u>Deana Villagomes</u></a> <a href="#"><u>923-633-4797</u></a>



3. You are now in the meeting! Click Join by computer audio (to use your computer speakers/microphone)  
If you select phone call tab, it will give you a number to call, using your cell phone to use that as your speaker/microphone.



4. Turn on video by selecting start video



5. Mute or unmute yourself to talk

